

SL50W-3

This machine offers tremendous stability and is Shantui's best seller.

- ▶ Engine model: Weichai WD10G220E23
- ▶ Rated power: 160 kW/2000 rpm
- ▶ Operating weight: 16.65 t

Product features

This series is Shantui's best-selling wheel loader. It offers tremendous stability and has pilot controls designed for reduced work intensity and increased safety and comfort for the operator. It has an advanced Z-type reverse tipping mechanism with large breakout force and high efficiency. It also has the latest in dual pump (combined) technology to improve fuel savings and work efficiency.



Address: Unit 1 Jurgens Street Jet Park Ext 5- 1619

Tel: +27 (0) 11 390 8160

Website: <http://en.shantui.com>

SHANTUI
VALUE THAT WORKS

Fuelled By

EVERSTAR
Industries

SL50W-3

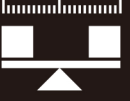
Technical specifications:


Overall length: 8054 mm

Overall width: 3026 mm


Overall height: 3410 mm


SL50W-3

	GENERAL SPECIFICATIONS	Operating weight	16650 kg
		Related loading	5000 kg
		Bucket capacity	3.0 m³
		Maximum lifting force	185 kN
		Static tipping load (full turn)	10000 kg
		Dumping height	3178 mm
		Dumping reach	1160 mm

	ENGINE	Engine model	Weichai WD10G220E23
		Type	In-line, water-cooled, 4-cylinder, direct injection, turbocharged
		Rated power	160 kW
		Rated speed	2000 rpm
		Displacement	8.3 L
		Maximum torque	908 N-m
		Minimum fuel consumption	202 g/kW-h

	TRAVEL SPEED	Gear	1st	2nd	3rd	4th
		Forward	0~6.5 km/h	0~11 km/h	0~24 km/h	0~34 km/h
		Reverse	0~6.5 km/h	0~11 km/h	0~24 km/h	-

	AXLES AND FINAL DRIVES	DRIVE SYSTEM		Four-wheel drive
		Gradeability		30°
		Maximum traction		162 kN
		BRAKE SYSTEM:	Service brakes	Air over oil four-wheel dual-loop disc brake system
			Parking brake	Automatically air-cut brake, disc brake
		STEERING SYSTEM:	Type	Articulated type, full-hydraulic power steering
			Maximum steering angle	35° each direction
			The center of outside tire	6584 mm
			The center of outside bucket	7256 mm
		TIRES	Type	23.5-25 PR
			Pattern level	L3
			Center distance of tires	2250 mm
			Wheel base	3200 mm

	HYDRAULIC SYSTEM	Hydraulic cycle time (rated load in bucket)	Lifting time/ Lifting, dumping and lowering	6/10.5 s

► THE SPECIFICATIONS ARE SUBJECT TO CHANGE WITHOUT NOTICE. THE PICTURES MAY INCLUDE OPTIONS. THE ACTUAL COLOR & APPEARANCE OF THE PRODUCT MAY DIFFER FROM WHAT IS SHOWN.

OVERALL DIMENSIONS

